

# Washington County Early Childcare & Learning: Community Engagement

Report  
11 December 2019

## Acknowledgements



### Research Assistants

Angie Jimenez  
Nina Kung  
Dorotea Lopez-Perez  
Luis Nava  
Jairaj Singh  
Anthony Truong

### Translators

Melba Heldart  
Wanna Lei  
Raul Preciado Mendez  
Nha Truong Vo  
Gregory Topete  
Lilya Yevseyeva

## What we know

“Invisible” Communities

Cultural Isolation

Culturally Specific and Appropriate Care and Education

Parent and Community Engagement

Evidence from *Leading with Race: Research Justice in Washington County*

ELWC Community Engagement Report

3

## Guiding Research Questions

What are the childcare (prenatal-5 years) needs of underserved communities in Washington County, OR?

What would underserved community members living in Washington County, OR like to see provided in early childcare (prenatal-5 years) services?

ELWC Community Engagement Report

4

## Method & Approach

- Short community surveys (~5-10 minutes)
- On paper, online, or through verbal interviews
- Conducted in multiple languages / translated
- Targeted recruitment of parents and children of color, and other underrepresented groups
- Locations: DHS, WIC, public parks, libraries, schools, community events and organizations

ELWC Community Engagement Report

5

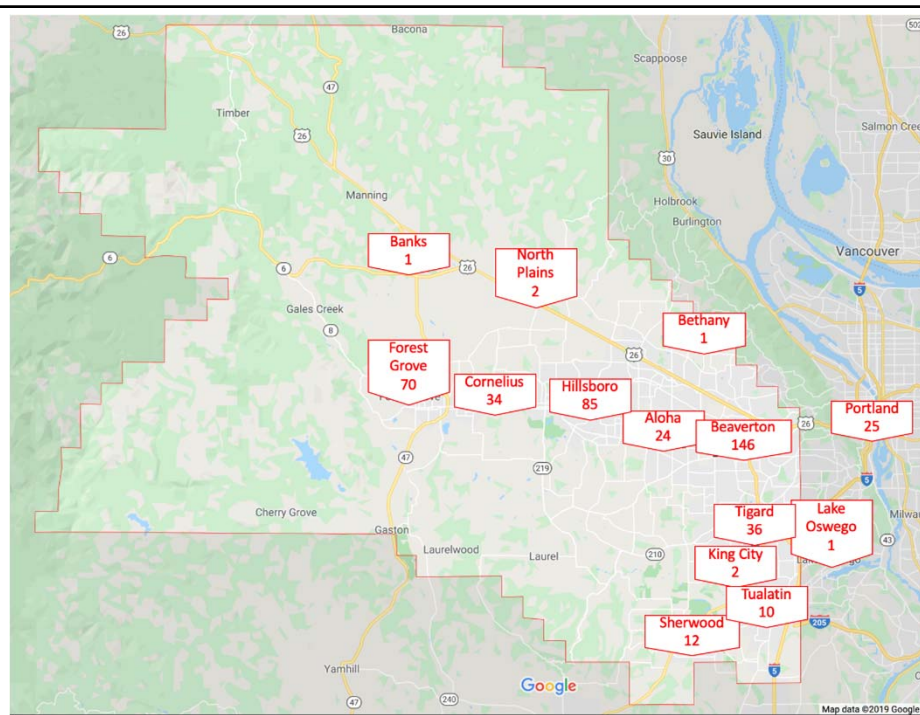
Surveys completed  
470

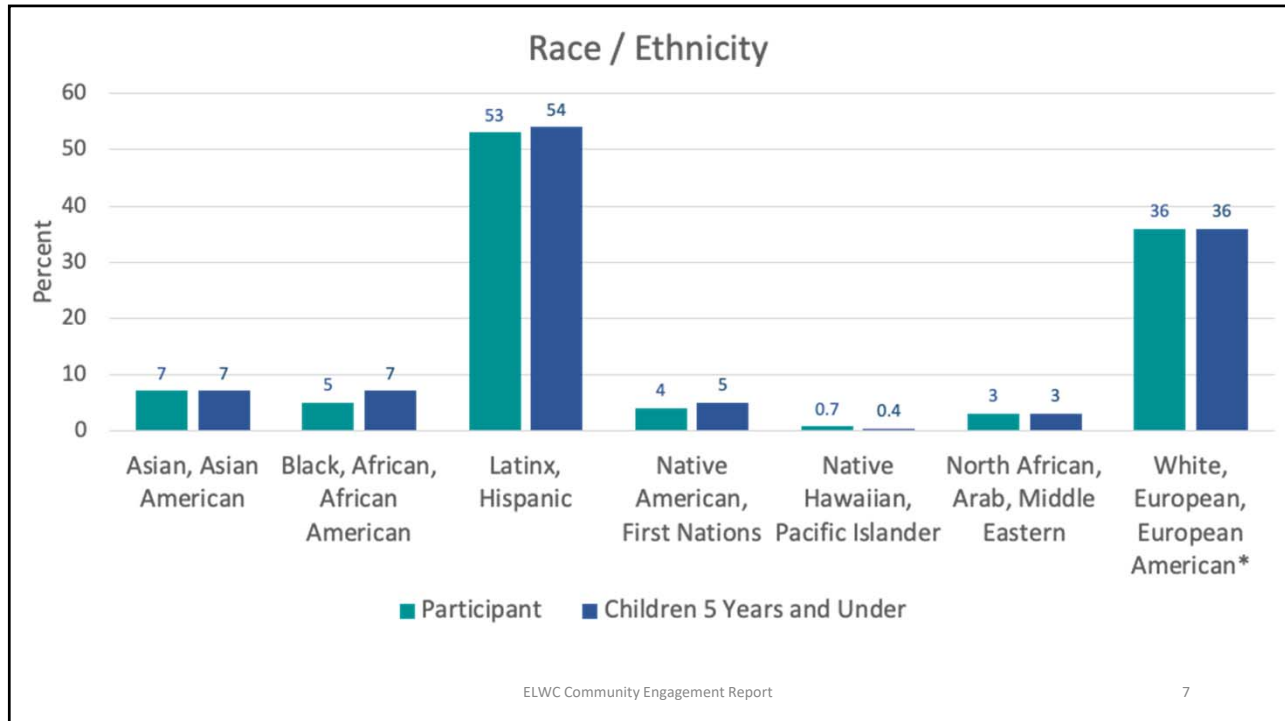
**Paper: 227**

**Online: 243**

Surveys from families  
from communities of color  
**368**

Children 5 years and  
under represented  
**582**



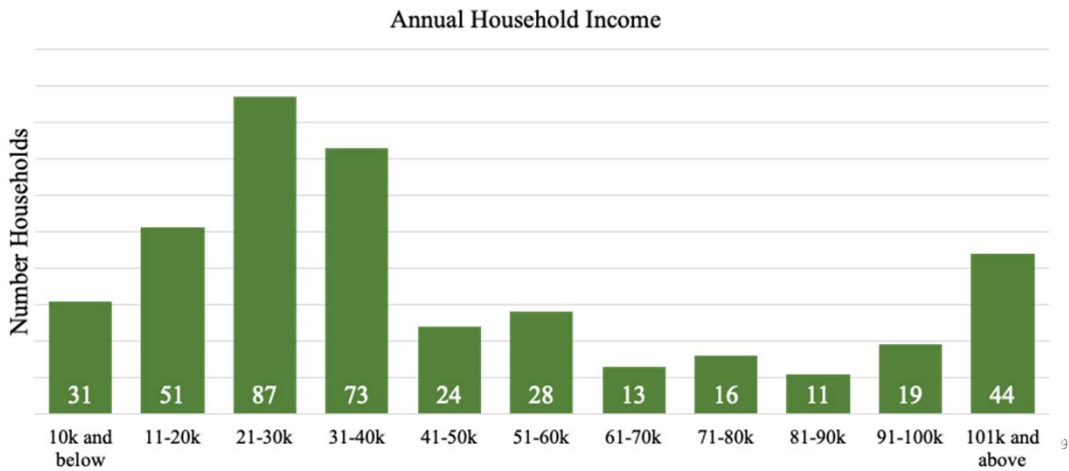


### Race / Ethnicity

	PARTICIPANT	CHILDREN
Two or more racial / ethnic groups	9%	13%
Three or more racial / ethnic groups	-	1%

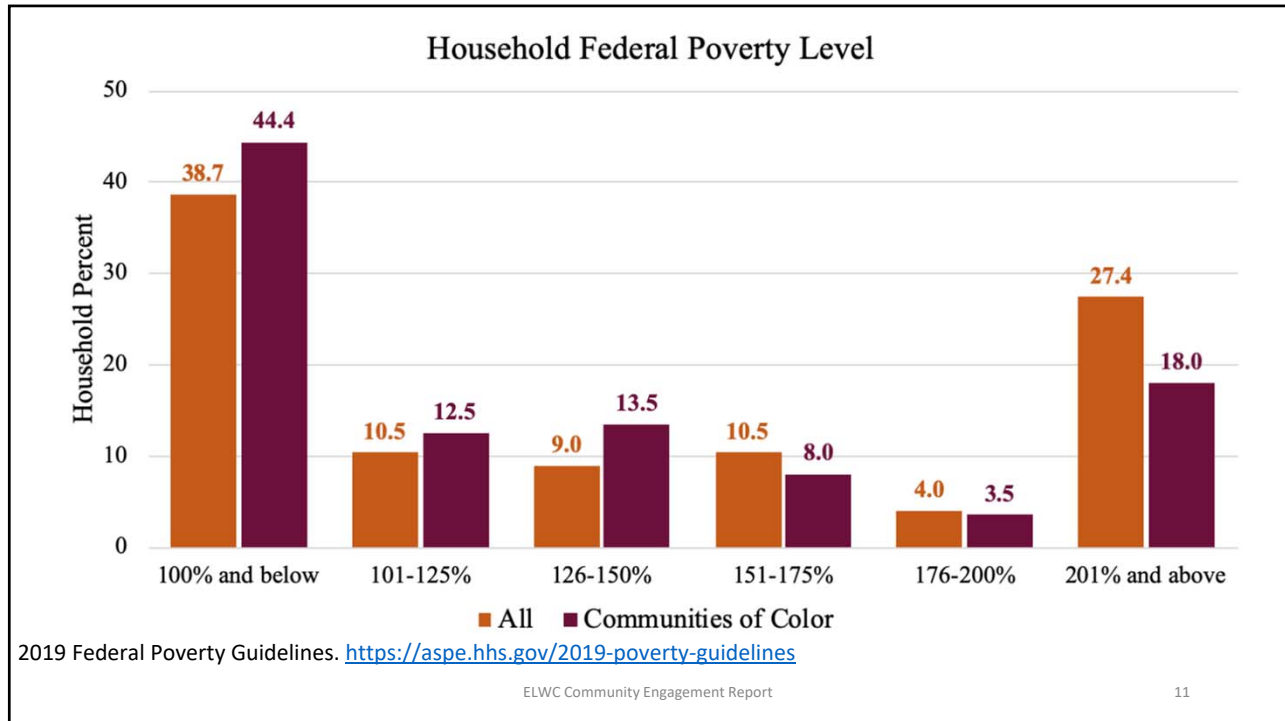
ELWC Community Engagement Report 8

	Average	Range
People per household	4.7	2-10 people
People per household under 18 years	2.5	0-8 children
People per household under 5 years	1.4	Expecting-4 children
Yearly household income	\$50,076	\$0-300k



## Housing Status

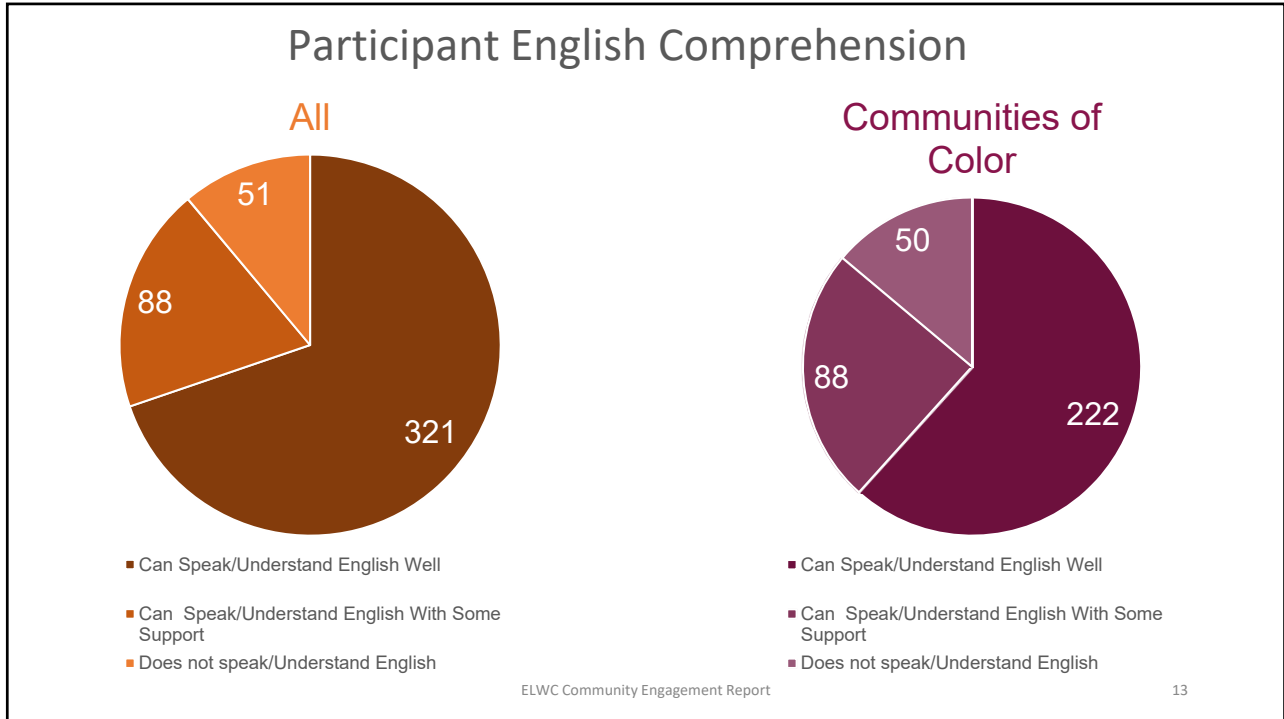
	All		Communities of Color	
	N	%	N	%
Renter	251	54	233	62
Homeowner	152	32	94	25
Living with others - not paying rent or mortgage	11	2	8	2
Living with others - assisting with or paying rent or mortgage	44	9	32	8
Transitional Housing	1	0.2	1	0.3
Houseless/Homeless	10	2	9	2
<i>Total</i>	<i>469</i>		<i>377</i>	



### Benefits Received (Household)

	ALL	COC
OHP / Health Share Membership	49%	66%
WIC	44%	61%
SNAP	30%	41%
Other	3%	4%
Does not receive benefits	34%	33%

ELWC Community Engagement Report 12



### Languages Spoken At Home

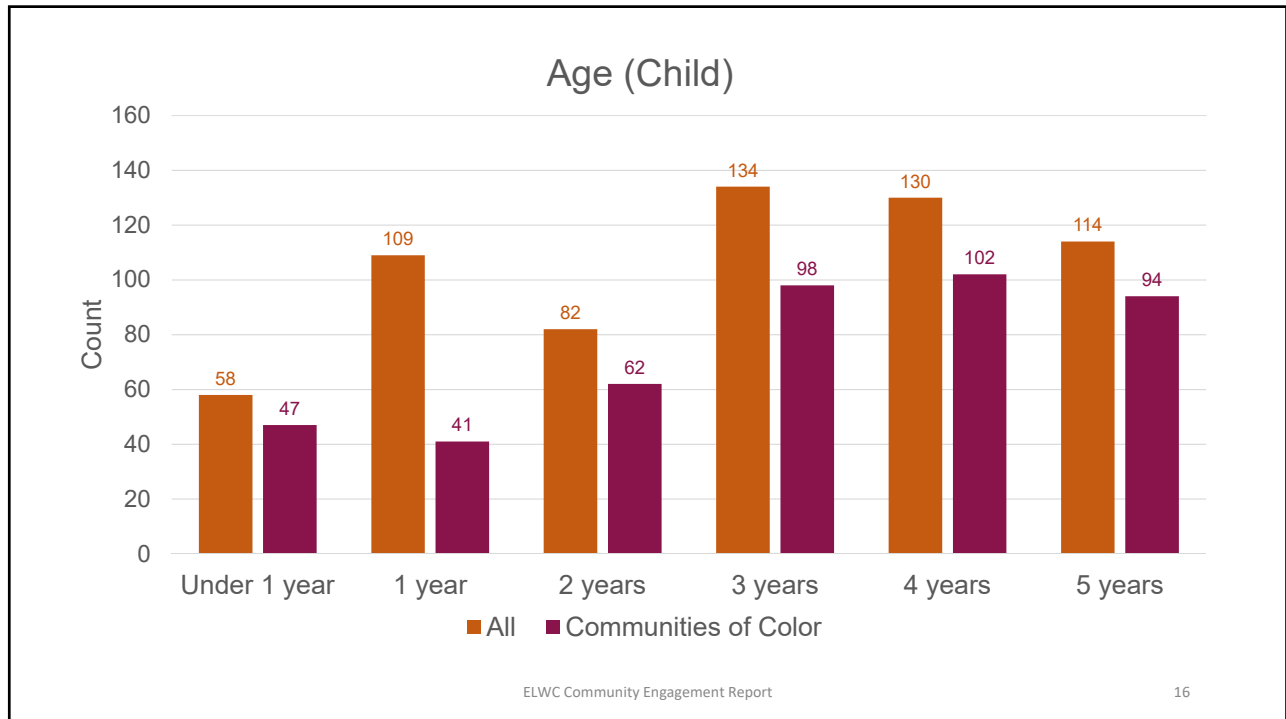
	PARTICIPANT	CHILDREN
English	65%	67%
Spanish	50%	46%
Number Languages Represented	31	25
One language spoken at home	67%	71%
Two or more languages spoken at home	33%	29%

ELWC Community Engagement Report 14



ELWC Community Engagement Report

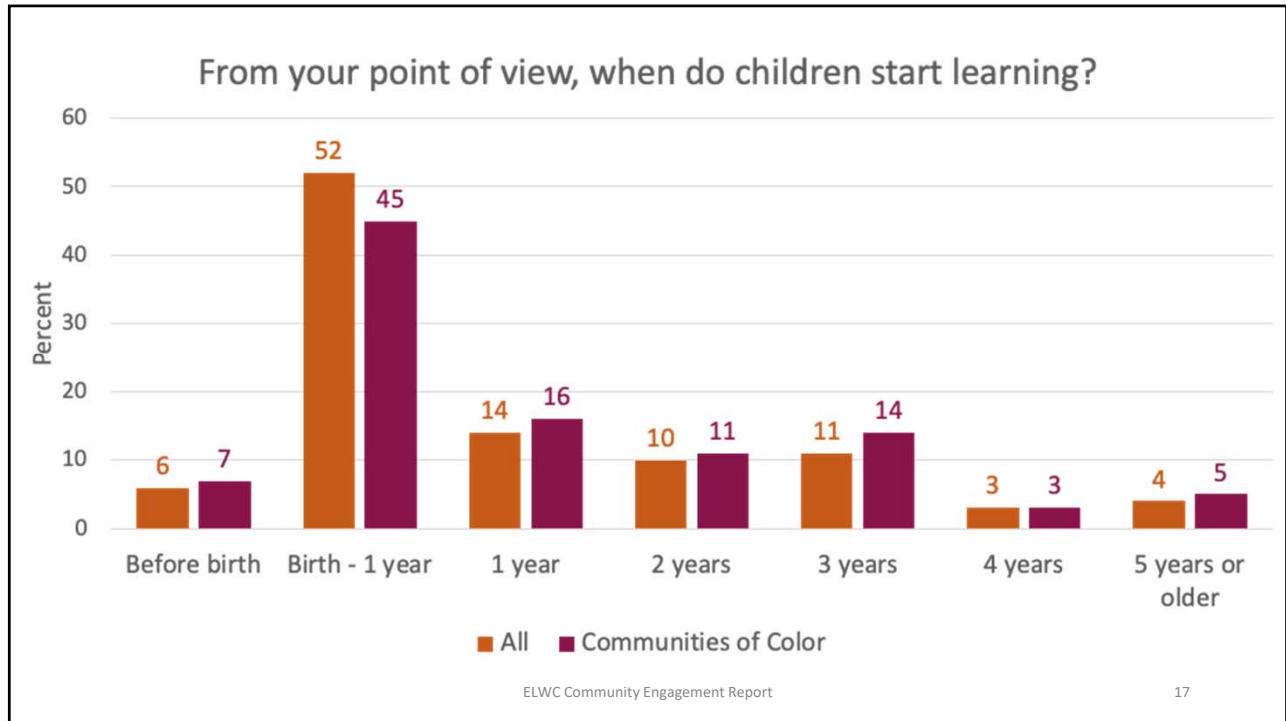
15



ELWC Community Engagement Report

16





# Findings

Current Childcare	ALL	COC
Parent or guardian	65%	66%
Relatives	35%	36%
Head start	19%	20%
Center-based daycare	11%	9%
Family-based daycare	10%	8%
K-12 school - public	9%	9%
Preschool - public	8%	9%
Preschool - private	6%	5%
Daycare provided by parent workplace	2%	2%
K-12 school - private	1%	1%
Other	6%	6% <sup>19</sup>

What childcare options for children ages 0-5 would you like to see or improve?

**More Affordable**

**52%**

*Examples:*

*Free*

*Subsidies*

What childcare options for children ages 0-5 would you like to see or improve?

**Flexible Hours** **31%**

*Examples:  
Nights  
Weekends  
Part-time*

ELWC Community Engagement Report

21

What childcare options for children ages 0-5 would you like to see or improve?

**Education / Learning** **23%**

*Examples:  
Prep for Kindergarten  
Social / Interpersonal skills*

ELWC Community Engagement Report

22

What childcare options for children ages 0-5 would you like to see or improve?

## Quality Care

20%

*Examples:*

*Staff training, education, certification*

*Less screen time*

*Treat children with care and patience*

ELWC Community Engagement Report

23

What childcare options for children ages 0-5 would you like to see or improve?

## More Convenient Locations

18%

*Examples:*

*Near public transit*

*Rural access*

*Near home or work*

ELWC Community Engagement Report

24

What childcare options for children ages 0-5 would you like to see or improve?

**Expanded Facilities** **17%**

*Examples:  
More program options  
More providers*

ELWC Community Engagement Report

25

What childcare options for children ages 0-5 would you like to see or improve?

**Transportation** **17%**

*Examples:  
Daycare busses  
Public transit*

ELWC Community Engagement Report

26

What childcare options for children ages 0-5 would you like to see or improve?

**Increased Trust /  
Safety** **16%**

*Examples:*

*Background checks for providers*

*Violence prevention*

*Accessible reporting of concerns*

ELWC Community Engagement Report

--

What childcare options for children ages 0-5 would you like to see or improve?

**Culturally Specific /  
Diverse** **15%**

*Examples:*

*Bilingual education*

*Caretakers from diverse backgrounds*

ELWC Community Engagement Report

28

What childcare options for children ages 0-5 would you like to see or improve?

**Food / Health** **12%**

*Examples:*

*Diverse dietary needs (culturally,  
allergy-responsive)*

*Physical activity & play*

*Toilet training*

ELWC Community Engagement Report

29

What childcare options for children ages 0-5 would you like to see or improve?

**Increased Accessibility** **10%**

*Examples:*

*Expanded Headstart*

*Shorter waitlists*

*Access for children under 3 years*

ELWC Community Engagement Report

30

What childcare options for children ages 0-5 would you like to see or improve?

## Parent Involvement

6%

*Examples:*

*Drop-in hours*

*Progress reports*

*House visits*

*Family events*

ELWC Community Engagement Report

31

What childcare options for children ages 0-5 would you like to see or improve?

## Developmentally Appropriate

5%

*Examples:*

*Age-appropriate learning*

*Children placed with others of similar age*

*Special / alternative needs*

ELWC Community Engagement Report

--



What childcare options for children ages 0-5 would you like to see or improve?

**Better Resources / Info 2%**

*Examples:  
Centralized list of resources  
Accessible reviews of providers  
Child development classes for parents*

If you could change one thing about childcare for children ages 0-5 in Washington County, what would it be?

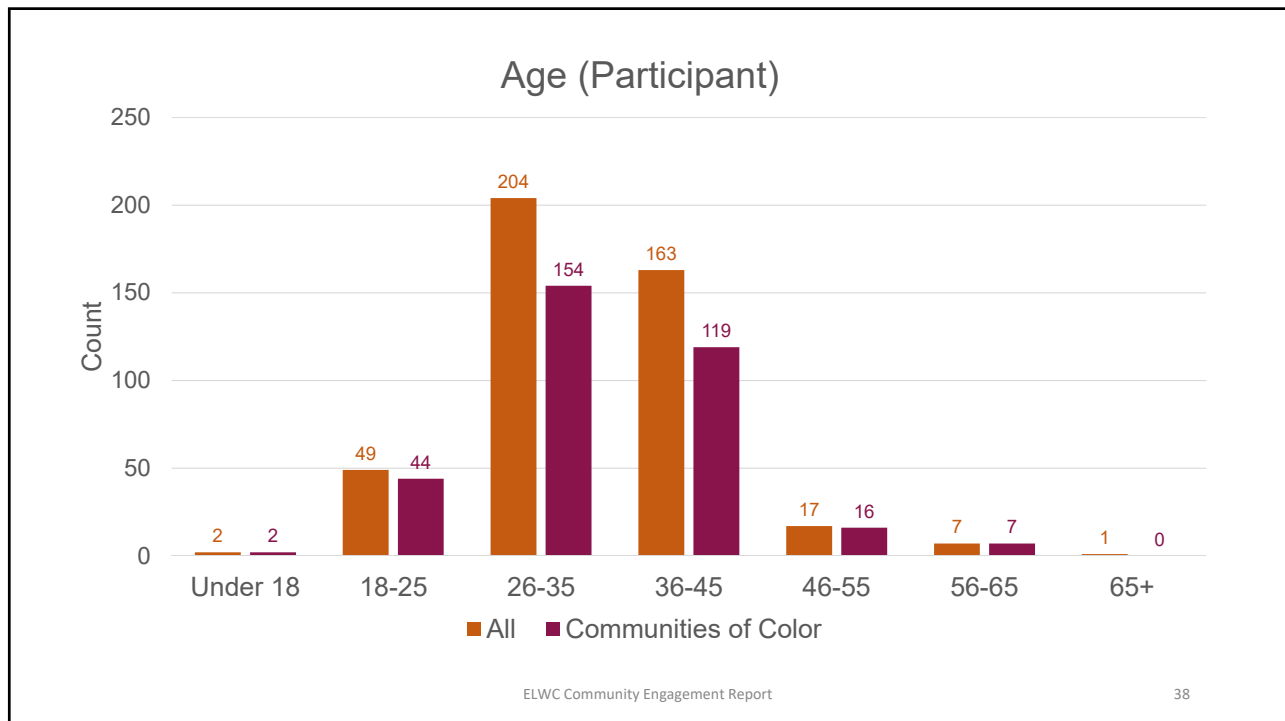
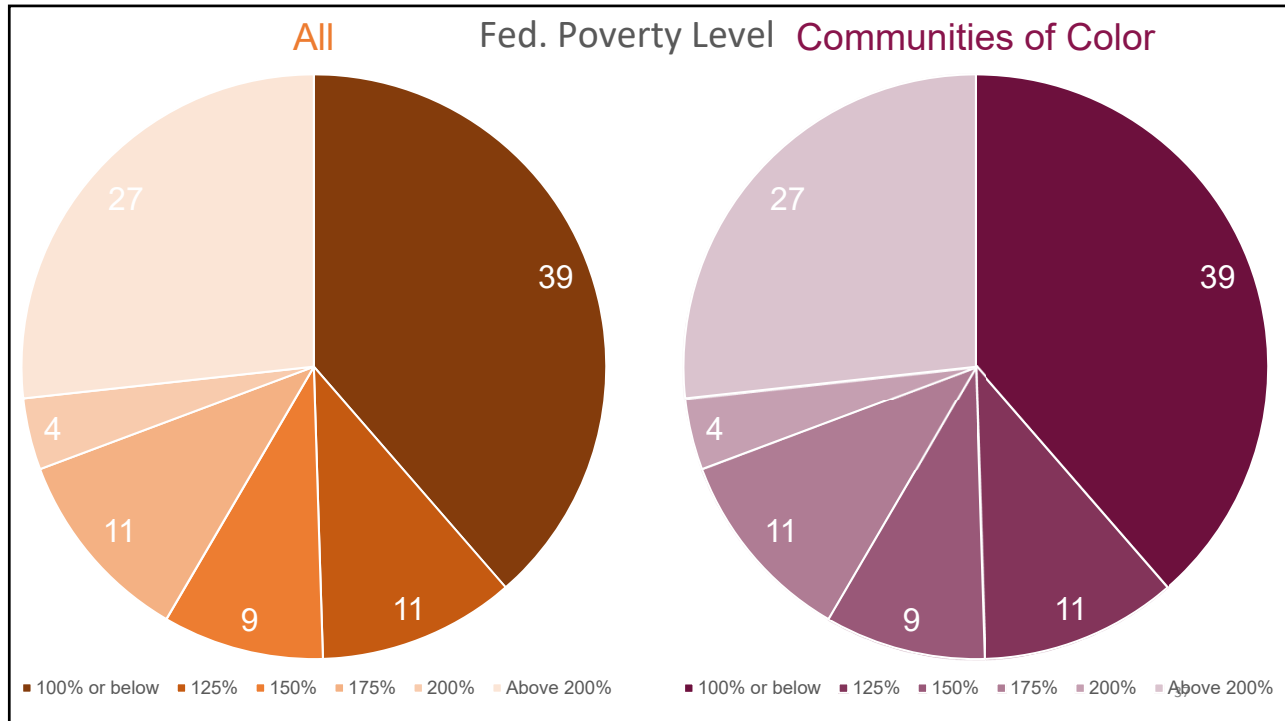
More Affordable	<b>38%</b>
Increased Accessibility	<b>14%</b>
Increased Trust / Safety / Quality Care	<b>10%</b>
Flexible Hours	<b>9%</b>
Expanded Facilities	<b>9%</b>
Education / Learning	<b>6%</b>
Transportation	<b>6%</b>
More Convenient Locations	<b>5%</b>
Culturally Specific / Diverse	<b>5%</b>
Better Resources / Info	<b>4%</b>
Parent Involvement	<b>3%</b>
Food / Health	<b>2%</b>
Developmentally Appropriate	<sup>34</sup> <b>2%</b>

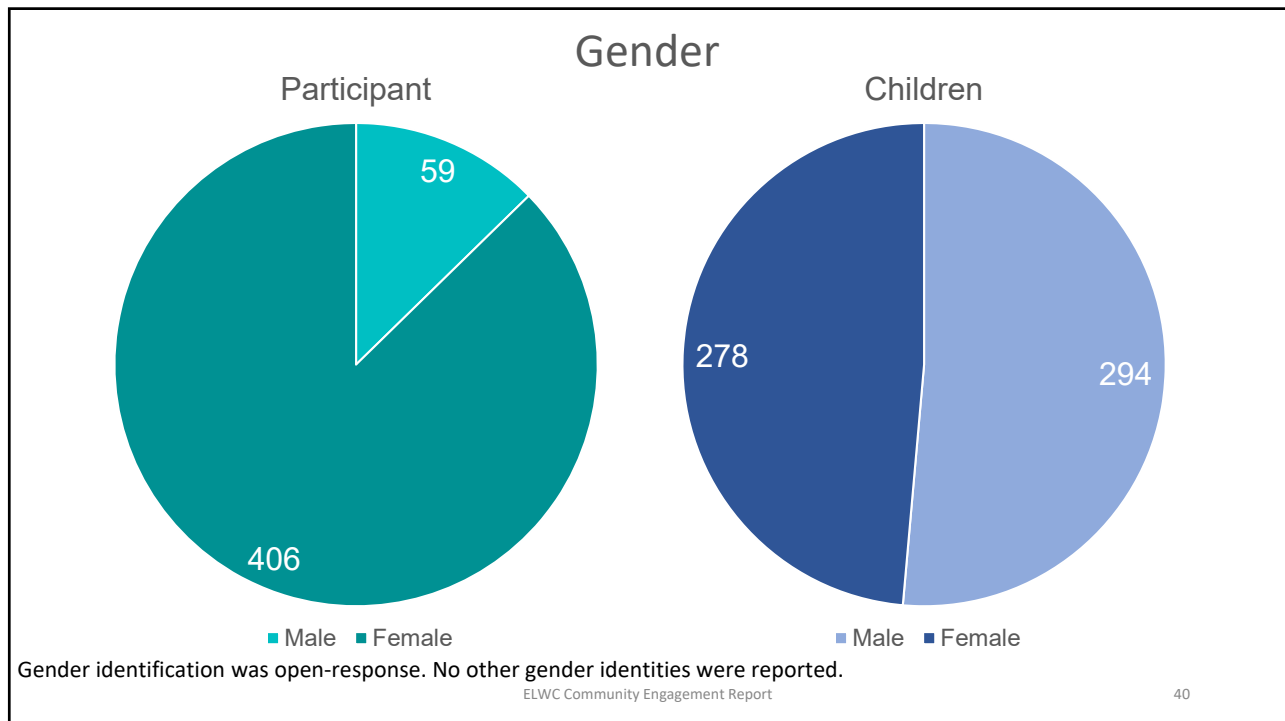
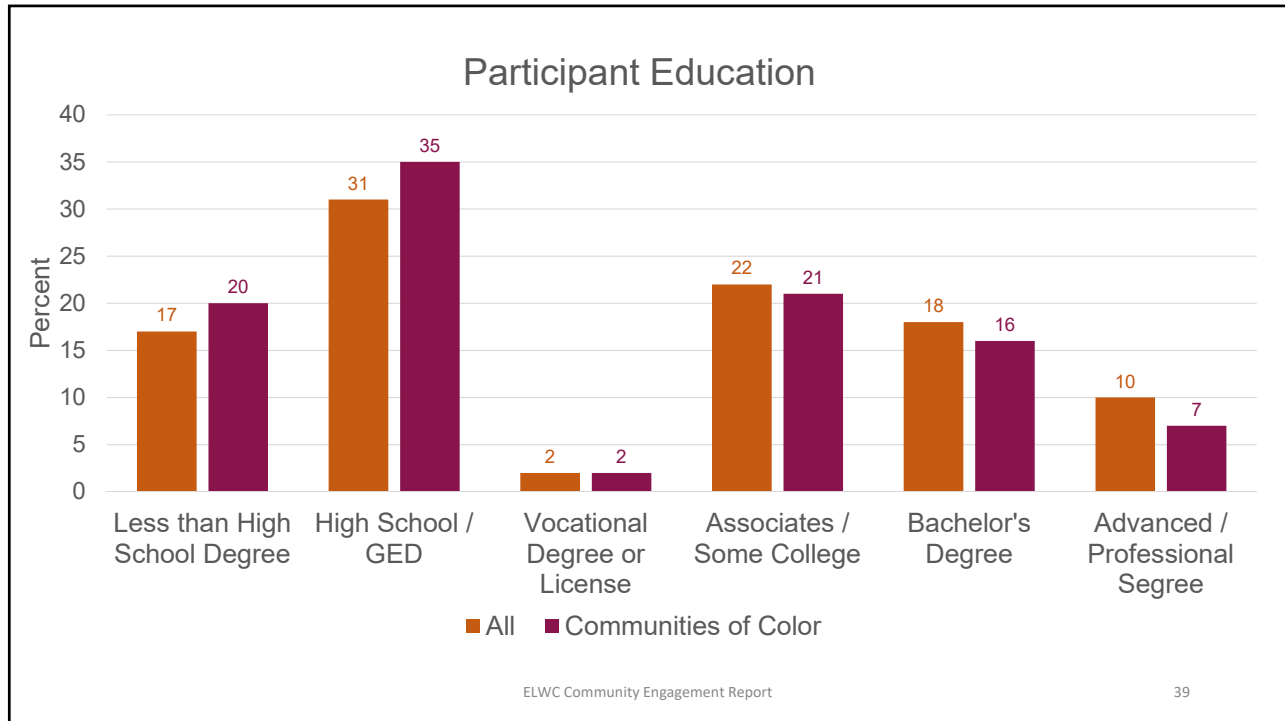
# Supplemental Data

## Where do you find information about childcare?

	<i>Examples</i>	
Online	<i>Google, Craigslist</i>	<b>36%</b>
Gov. Orgs / Services	<i>DHS, WIC</i>	<b>33%</b>
Community	<i>Friends, Neighbors</i>	<b>25%</b>
Schools	<i>District Offices, Teachers</i>	<b>14%</b>
Culturally-Specific / Community-Based Orgs	<i>Arabic School, Community Action</i>	<b>11%</b>
211	<i>211</i>	<b>9%</b>
Social Media	<i>Facebook, Parent groups / forums</i>	<b>7%</b>
Libraries	<i>Public Libraries</i>	<b>4%</b>
Other	<i>Doctors, Clinics, Work</i>	<b>3%</b>

ELWC Community Engagement Report





## Living With a Disability

	PARTICIPANT	CHILDREN
Yes	5%	7%
<i>Physical</i>		3%
<i>Mental</i>		5%
No	93%	89%
Unsure	2%	4%

ELWC Community Engagement Report

41

## Single Parent/Guardian

	ALL	COC
Yes	27%	27%

ELWC Community Engagement Report

42

## Child Parent /Guardian Incarceration

	ALL	COC
Currently Incarcerated	5%	6%
Previously Incarcerated	4%	4%
Not Incarcerated	91%	89%
Unsure	1%	1%

ELWC Community Engagement Report

43

## Child Foster Care

	ALL	COC
Currently	3%	3%
In The Past	1%	2%
No	69%	95%
Unsure	0.2%	0.2%

ELWC Community Engagement Report

44